

# CARETAKER™ DESIGN FACT SHEET

2580 S Decker Lake Blvd Suite 300 • West Valley City, UT 84119  
 Phone: 1-855-280-6465 • Fax: 801-906-6701 • email: design@zodiac.com

<input type="checkbox"/> Pool Sold	<input type="checkbox"/> Bid Only
<input type="checkbox"/> Revision to Caretaker Drawing # _____	
<input type="checkbox"/> Prior Bid Drawing # _____	

**NOTICE:** The following information is required for the Design Department to complete the Caretaker design.  
**PLEASE COMPLETE FORM ENTIRELY AND INCLUDE A SCALED DRAWING OF THE POOL.**

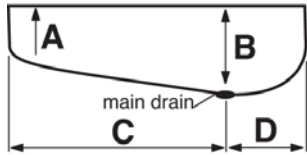
Pool Company: \_\_\_\_\_ Zodiac Premium #: \_\_\_\_\_ Phone: \_\_\_\_\_ Fax: \_\_\_\_\_  
 Street: \_\_\_\_\_ City: \_\_\_\_\_ State: \_\_\_\_\_ Zip: \_\_\_\_\_  
 Sales Person: \_\_\_\_\_ Contact Name: \_\_\_\_\_ Email: \_\_\_\_\_

**WARRANTY INFORMATION**

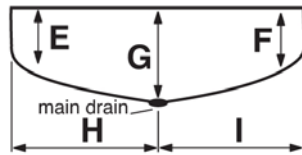
Homeowner: \_\_\_\_\_ Phone: \_\_\_\_\_  
 Address: \_\_\_\_\_ Your Job #: (optional) \_\_\_\_\_  
 City: \_\_\_\_\_ State: \_\_\_\_\_ Zip: \_\_\_\_\_

Scaled Drawing?  Yes (required)

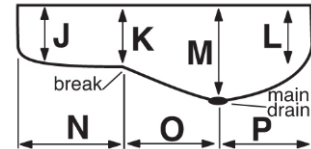
Enter dimensions for proper profile below:



Shallow Pool



Play Pool



Deep Pool

A: \_\_\_ ft \_\_\_ in B: \_\_\_ ft \_\_\_ in  
 C: \_\_\_ ft \_\_\_ in D: \_\_\_ ft \_\_\_ in

E: \_\_\_ ft \_\_\_ in F: \_\_\_ ft \_\_\_ in  
 G: \_\_\_ ft \_\_\_ in H: \_\_\_ ft \_\_\_ in  
 I: \_\_\_ ft \_\_\_ in

J: \_\_\_ ft \_\_\_ in K: \_\_\_ ft \_\_\_ in L: \_\_\_ ft \_\_\_ in  
 M: \_\_\_ ft \_\_\_ in N: \_\_\_ ft \_\_\_ in O: \_\_\_ ft \_\_\_ in  
 P: \_\_\_ ft \_\_\_ in

Perimeter: \_\_\_\_\_ Surface Area: \_\_\_\_\_  
 If pool has break, is it drawn on plan?  Yes  Does not apply  
 Distance between pump and nearest point of suction (skimmer/main drain): \_\_\_\_\_ feet  
 Distance between pump and water valve: \_\_\_\_\_ feet  
 Are length and width dimensions on plan?  Yes (required)  
 Is the drain shown on plan?  Yes (required)  
 Distance between water valve and pool: \_\_\_\_\_ feet

**PUMP AND FILTER:**

Pump manufacturer: \_\_\_\_\_  
 Pump model: \_\_\_\_\_ HP Sold: \_\_\_\_\_  
 Decrease pump size, if possible?  Yes  No  
 OK to use larger pump, if necessary?  Yes  No  
 Filter manufacturer: \_\_\_\_\_  
 Type:  Sand  DE  Cartridge Flow Rate: \_\_\_\_\_

**CHLORINATOR:**

Erosion (tablets, etc.)  
 Generated Gas (ozone, etc.)  
 Electronically generated salt. Manufacturer \_\_\_\_\_

**VALVE PORTS:**

Design one port on the 8-port valve (if possible) as a return line to the pool for surface cleaning. This MAY increase pump size.

**INSTALL SYSTEM IN:**

Pool only  Spa only  
 Pool and spa with common pump/common Caretaker system.  
 Pool and spa with separate pump/separate Caretaker system.  
 Additional body of water\*, Explain: \_\_\_\_\_  
 \* (e.g. catch basin, trough, play pool) Any change in water level will require a separate Caretaker system.

**WATER VALVE:**

5-port  8-port  Prefer 5-port; 8-port OK if necessary  
 VinylCare (8-port)  Vinyl Pool w/5-port (8-port if necessary)

**SUCTION LINES:**

Common (one) line from skimmer and main drain  
 Separate lines from skimmer to main drain  
 Drain pipe size  2"  2.5"  3"  4"  
 Skimmer pipe size  2"  2.5"  3"  4"

**HEATING:**

Heater (requires external bypass)  
 Solar (requires separate pump)  
 Both heater and solar

**JANDY® LEAF-B-GONE™:**

To remove larger debris that will not pass through a standard drain cover, **the Caretaker Design will include a Jandy Leaf-B-Gone** on the same circulation pump (if possible) as the Caretaker valve.

**OPTIONS:**

NO JANDY LEAF-B-GONE ON THIS POOL  
 Jandy Leaf-B-Gone on separate pump - not w/ Caretaker valve  
 Additional Jandy Leaf-B-Gone - for any additional body of water, e.g. catch basin.

Skimmers should be shown on builder plan. If not, builder should locate the Jandy Leaf-B-Gone opposite a skimmer.

**SPECIAL CONSIDERATIONS:**

Design spa for continuous spillover?  Yes  No  
 GPMs desired \_\_\_\_\_ (normal is 16 GPM) for spa overflow or any other water feature(s) that run at the same time on the same pump as the Caretaker valve.  
 OK to use larger pump if necessary?  Yes  No  
 Spa raised?  No  Yes How many inches? \_\_\_\_\_  
 Interior surface:  Plaster  Pebble  Vinyl

REVISION. Indicate nature of revision: \_\_\_\_\_